

L.O: To compare the lifecycle of flowering and non-flowering plants.

S.C: To understand the lifecycle of non-flowering plants.

\*

### Life cycle of a flowering plant

#### Key vocabulary for flowering plants

germination      pollinate  
flower              stems  
roots                dispersed  
transport nutrients water seeds  
wind      water animal explosion

### Life cycle of a non-flowering plant

#### Key vocabulary for non-flowering plants

germination spores roots  
stems wind spores  
dispersed photosynthesis

The seed starts to grow.  
This process is called

\_\_\_\_\_.

The \_\_\_\_\_ starts to  
grow. They take in

\_\_\_\_\_ and

\_\_\_\_\_.

Next the \_\_\_\_\_ and  
leaves starts to grow. They

\_\_\_\_\_

the water and nutrients.

After the \_\_\_\_\_ is  
formed. This attracts insect  
and animals to help

\_\_\_\_\_

the plant.

Finally the \_\_\_\_\_ are  
produced and are

\_\_\_\_\_ by \_\_\_\_\_

\_\_\_\_\_

The seed starts to grow.  
This process is called

\_\_\_\_\_.

The \_\_\_\_\_ starts to  
grow. They take in

\_\_\_\_\_ and

\_\_\_\_\_.

Next the roots and leaves  
starts to grow. As with  
flowering plants the leaves  
make their own food, this is

called \_\_\_\_\_

After the \_\_\_\_\_ are  
formed.

Finally the \_\_\_\_\_ are  
released by

\_\_\_\_\_



\*\*

Use the vocabulary below and choose one of the next two sheets marked \*\* to record the lifecycle of the flowering and non-flowering plant. You decide which sheet will be best to record your work.

Then answer the question below.

Key vocabulary for flowering plants		Key vocabulary for non-flowering plants	
germination	pollination	germination	
flowering	stems	spores	
roots	leaves	roots	
seeds	explosion	leaves	
wind	dispersal	stems	
water	animal	spores dispersed	
insect	transport	wind	
photosynthesis		photosynthesis	

Compare the lifecycles of flowering and non-flowering plants.

-How are they similar and how are they different?

---

---

---

---

---

L.O: To compare the lifecycle of flowering and non-flowering plants.

S.C: To understand the lifecycle of non-flowering plants.

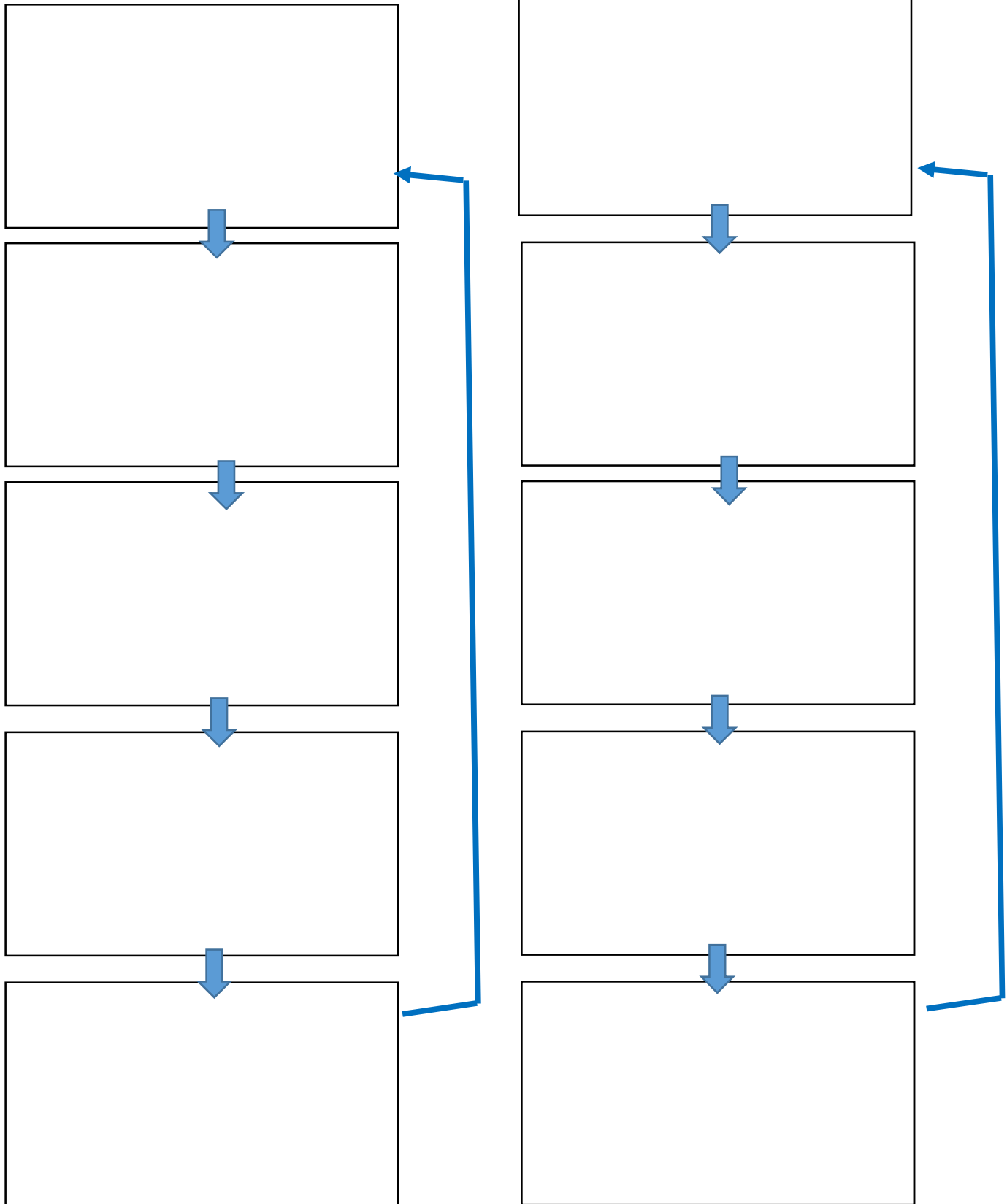
To identify the similarities between flowering and non-flowering plants.

To identify the differences between flowering and non-flowering plants.

\*\*

Life cycle of a flowering plant

Life cycle of a non-flowering plant



L.O: To compare the lifecycle of flowering and non-flowering plants.

S.C: To understand the lifecycle of non-flowering plants.



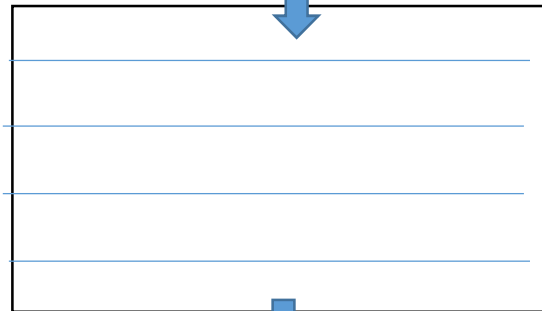
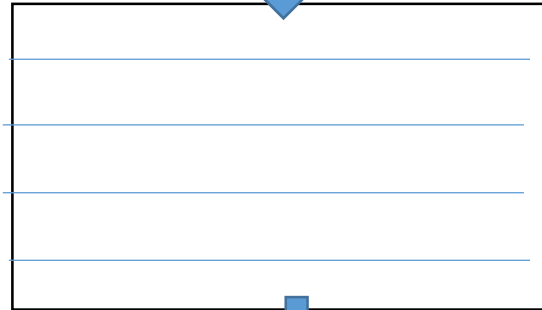



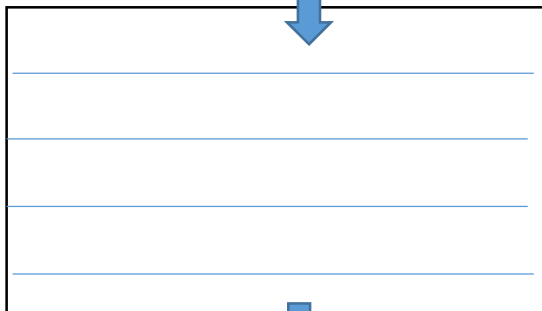
To identify the similarities between flowering and non-flowering plants.

To identify the differences between flowering and non-flowering plants.

Life cycle of a flowering plant

Life cycle of a non-flowering plant

\*\*



L.O: To compare the lifecycle of flowering and non-flowering plants.

S.C: To understand the lifecycle of non-flowering plants.

\*\*\*

To identify the similarities between flowering and non-flowering plants.

To identify the differences between flowering and non-flowering plants.

1. Split your page into two columns. On one side explain each stage of the lifecycle of a flowering plant. (Remember your key vocabulary from the previous lessons.)
2. On the other side of your split page explain each stage of the lifecycle of a non-flowering plant. (Think of previous key vocabulary used and the new vocabulary introduced today.)
3. Compare the two lifecycles. Name a few similarities and a few differences.