



## Reception Class Spring 2 Term Newsletter

Welcome to the Spring 1 term, this term we have an exciting new topic we are covering.





## Topic: Space

This term we will be exploring the topic of 'Space'. We will also be focussing on the festival of Holi and Easter.

We will be looking at a wide variety of fiction and non-fiction books.

## Focus Books:

These books will be used for literacy and will link to other topic books I will be reading during the term,



## Notices

This term PE will be on a **Friday** afternoon.

Library book change is a **Friday**.

Phonics reading book change is **Tuesdays and Thursdays**.

Home learning handed out on **Fridays** and handed back in on **Wednesdays**.

**PLEASE, NO NUTS IN LUNCH BOXES including hazelnut spread.**

**Please remember to go to the school office to get a DBS.**

## Upcoming Events

- Tuesday 4<sup>th</sup> Jan-Term Starts
- Friday 10<sup>th</sup> Feb-End of Term
- Monday 20<sup>th</sup> Feb-Spring 2 Starts

## Activities to do at home:

- Help your child complete their home learning for the week. You can complete the task by doing 10 minutes each day so it is not to overwhelming.
- Encourage your child to read their phonics book at least twice.
- Read and enjoy the library book your child brings home.
- Practice reciting number bonds to 10 using rhyme. [Farmer Pete - YouTube](#)

# Phonics:

This term we will continue to use the sounds from phase 2 and learn new phonemes (individual letter sounds) and graphemes (two/three letters one sound) as we move into phase 3 phonics. We will continue to blend to read and segment to write using phase 2 and 3 sounds. There is a new set of tricky words that can not be blended and has to be learnt with sight.

 Bounce: j-j-j-j-j Handwrite: Down his body, curl and dot	 Stretch: v-v-v-v-v Handwrite: Down a wing, up a wing	 Bounce: w-w-w-w-w Handwrite: Down, up, down, up	 Bounce: x-x-x-x-x Handwrite: Down the arm and leg and repeat the other side	 Bounce: y-y-y-y-y Handwrite: Down a horn up a horn and under his head	 Stretch: z-z-z-z-z Handwrite: Zig-zag-zig	 Bounce: q-q-q-q-q Handwrite: Round her head, up past her earrings and down her hair	 Bounce: ch-ch-ch-ch The horse sneezes when the cowboy's hair get up his nose	 Stretch: sh-sh-sh-sh The horse sneezes when the cowboy's hair get up his nose	 Stretch: th-th-th-th The princess in the tower is rescued by the horse. She says: th-th-th-th
 Stretch: nng A thing on a string, nng, nng, nng, nng, nng, nng, nng	 Stretch: ai snail in the rain I paid real real down rain rain rain rain	 Stretch: ee what can you see?	 Stretch: oo boat in a boat I took out, out, out, out, out, out, out, out	 Stretch: ar start the car car, car, car, park, park, park, park, park, park	 Stretch: or what the doctor I left, left, left, left, left, left, left, left	 Stretch: ur moo with a purple I had, had, had, had, had, had, had, had	 Stretch: ow broken cow I had, had, had, had, had, had, had, had	 Stretch: oi roll the boy I had, had, had, had, had, had, had, had	
 Stretch: er a better letter I had, had, had, had, had, had, had, had	 Stretch: igh fly high I high, high, high, high, high, high, high, high	 Stretch: ear hear with your ear I ear, ear, ear, ear, ear, ear, ear, ear	 Stretch: air what's nice fair I fair, fair, fair, fair, fair, fair, fair, fair	 Stretch: ure sure it's pure I sure, sure, sure, sure, sure, sure, sure, sure					

## Phase 3 Tricky Words

he	she	we	me
be	you	all	are
her	was	they	my



\*To help your child with letter formation please see the alphabet mat at the bottom of the newsletter. Each letter comes with a helpful picture and a rhyme that the children can remember.\*

**Maths:** This term at the beginning we will be focussing on length, height and time. We will be encouraging language such as longer, shorter, taller, wider and narrower. The children will be encouraged to make comparisons. For time, the children will continue with sequencing events in their day and using language such as now, next, before, later, soon, tomorrow, today and yesterday. We will then be moving onto the numbers 9 and 10. The children will continue to count too 9 and 10 and count backwards from 9 and 10. They will be representing 9 and 10 in different ways including on their fingers, on a 10 frame and in arranging items of 9 and 10 into small groups such as  $3+3+3=9$ . We will then move onto learning number bonds to 10. We will be using real objects, 10 frames and Numicon. Children can use rhymes to help them learn their number bonds to 10- 'Farmer Pete' is a good interactive song found on YouTube. [Farmer Pete - YouTube](#) We will then move onto 3D shapes. In our provision the children have always had access to 3D shapes to build with. We will explore them in greater detail and decide which shapes are good for stacking and why? Which shapes are good at rolling and why? From here we will then introduce the children to the names of the shapes.

## Understanding the World:

Some of the things we will be looking at this term:


**Space-**Our main topic for this term is space. We will investigate: how do we get into space? Who has been into space (past and present)? What is space like? We will explore these questions through play, art, a variety of fiction and non fiction books and educational videos.

**Holi-** We will be looking into the celebration of Holi. We will investigate who celebrates Holi and how it is celebrated. We will be exploring colour through blow painting, powder paints thrown onto the playground, colouring mixing, using roller brushes, printing with textured stamps. Printing using our hands with as many colours we can get onto our hands as possible. We will have large paper outside where children can explore paint flicking/splashing.

**Easter-** We will be looking into the Christian celebration of Easter. We will be exploring the true meaning behind Easter in a child friendly bible story.



Maisey mountain mountain	Around the apple, down the leaf	Slither down the snake	Round his bottom, up his tall neck and down to his feet	Down the tower, across the tower	Down the body, dot for the head	Down Nobby and over his net	Down the plait and over the pirate's face	Round her face, down her hair and give her a curl
--------------------------	---------------------------------	------------------------	---	----------------------------------	---------------------------------	-----------------------------	---	---



All around the orange	Curl around the caterpillar	Down the kangaroos body, tail and leg	Down and under, up to the top and draw a puddle	Down the laces, to heel, round the toe	Down the stem and draw the leaves	Lift off the top and scoop out the egg	Down the long leg	Down the head, to the hooves and over his back
-----------------------	-----------------------------	---------------------------------------	---	--	-----------------------------------	--	-------------------	--



Down his back, then curl over his arm	Down the body, curl and dot	Down a wing, up a wing	Down a horn, up a horn and under his head	Down up, down up	Zig-zag-zig	Round her head, up past her earrings and down her hair	Down the arm and leg, repeat the other side
---------------------------------------	-----------------------------	------------------------	---	------------------	-------------	--	---

