








Reception Class Spring 1 Term Newsletter

Welcome to the Spring 1 term, this term we have an exciting new topic we are covering.

Topic: The World Around Us

This term we will be exploring the topic of 'The World Around Us'. We will be looking at a wide variety of fiction and non-fiction books.

Focus Books:



These books will be used for literacy and will link to other topic books I will be reading during the term,

Phonics:

This term we will continue to use the sounds from phase 2 and learn new phonemes (individual letter sounds) and graphemes (two/three letters one sound) as we move into phase 3 phonics. We will continue to blend to read and segment to write using phase 2 and 3 sounds. There is a new set of tricky words that can not be blended and must be learnt with sight.

Notices

This term PE will be on a **Friday** afternoon.

Library book change is a **Friday**.

Phonics reading book change is **Tuesdays and Thursdays**.

Home learning handed out on **Fridays** and handed back in on **Wednesdays**.

PLEASE, NO NUTS IN LUNCH BOXES including hazelnut spread.

If you wish to become a parent helper. Please go to the school office to get a DBS.

Upcoming Events

- Tuesday 4th Jan-Term Starts
- Friday 10th Feb-End of Term
- Monday 20th Feb-Spring 2 Starts

Activities to do at home:

- Help children to recognise numbers. For example, number their toy cars and ask them what number they are playing with today.
- Help children to write their names using correct letter formations. (Capital letter at the beginning only).
- Help your child complete their home learning for the week. You can complete the task by doing 10 minutes each day so it is not to overwhelming.
- Read and enjoy the library book your child brings home.

 Bounce: j-j-j-j-j-j Handwrite: Down his body curl and dot Speech: j-j-j-j-j-j	 Speech: v-v-v-v-v-v Handwrite: Down a wing up a wing	 Bounce: w-w-w-w-w-w Handwrite: Down, up, down, up	 Bounce: x-x-x-x-x-x Handwrite: Down the arm and leg and repeat the other side	 Bounce: y-y-y-y-y-y Handwrite: Down a horn up a horn and under his head	 Speech: z-z-z-z-z-z Handwrite: Zig-zag-zig	 Bounce: q-q-q-q-q-q Handwrite: Round her head, up past her ears and down her hair	 Bounce: ch-ch-ch-ch The horse sneezes when the cowboy's hair get up his nose	 Speech: sh-sh-sh-sh The horse sneezes when the cowboy's hair get up his nose	 Speech: th-th-th-th The princess in the tower is rescued by the horse. She says th-th-th-th
 Speech: n-n-g-g A thing on a string, ping, ping, string, wing, wing, string	 Speech: a-i-i I got small red down under 'niggle' when	 Speech: e-e-e I got a boat	 Speech: o-a-a I got a boat	 Speech: o-o-o I got a boat	 Speech: a-r-r I got a car	 Speech: o-r-r I got a car	 Speech: u-r-r I got a car	 Speech: o-w-w I got a car	 Speech: o-i-i I got a car
 Speech: e-r-r I got a car	 Speech: i-g-h I got a car	 Speech: e-a-r I got a car	 Speech: a-i-r I got a car	 Speech: u-r-e I got a car					

Phase 3 Tricky Words

he	she	we	me
be	you	all	are
her	was	they	my

To help your child with letter formation please see the alphabet mat at the bottom of the newsletter. Each letter comes with a helpful picture and a rhyme that the children can remember.

Maths: This term to start with we will be taking a deeper dive into numbers 1-5 including 0.

The children will continue to understand that when comparing numbers, one quantity can be more than, the same as, or fewer than another quantity. Following on from that the children will continue to understand that all numbers are made up of smaller numbers. The children will explore different compositions of 4 and 5. For example, 5 can be composed of 3 and 2, 1 and 4.



We will encourage children to subitise (instantly recognise small quantities without counting). We will then move onto comparing mass- they will estimate what they think is heaviest or lightest then check on balancing scales to see if they are correct. Next, we will compare capacity using language such as full, empty, half full, nearly empty, nearly full.

Understanding the World:

Some of the things we will be looking at this term:

Winter- We will be exploring the season of winter. We will take a winter walk locally and discuss the changes we can see in nature and discuss the clothes that we now need to wear in winter. We will be making bird feeders for our forest school and experimenting and exploring ice.

Chinese New Year- We will be looking into the celebration of the Chinese New Year. We will then go on to explore Chinese culture through food, role play and traditional Chinese tales.


Antarctica- Before Christmas the children had a brilliant time exploring the snow. This led to conversations about animals that live in the snow. Taking the children's interest, we will explore and learn about the animals that live in the south pole.

Police Officers- The children had a brilliant time with the fire fighters so we would like to show the children what police officers do and how they can help us. We will tie this topic in with the story of the Gingerbread Man and we will create wanted posters to catch that cheeky gingerbread man.

Organising a tea party- the children are going to make and cook cookies, go to Tesco's to buy the ingredients, create invitations which include a simple map of where we are going to hold the tea party.



Maisey mountain mountain	Around the apple, down the leaf	Slither down the snake	Round his bottom, up his tall neck and down to his feet	Down the tower, across the tower	Down the body, dot for the head	Down Nobby and over his net	Down the plait and over the pirate's face	Round her face, down her hair and give her a curl
--------------------------	---------------------------------	------------------------	---	----------------------------------	---------------------------------	-----------------------------	---	---



All around the orange	Curl around the caterpillar	Down the kangaroos body, tail and leg	Down and under, up to the top and draw a puddle	Down the laces, to heel, round the toe	Down the stem and draw the leaves	Lift off the top and scoop out the egg	Down the long leg	Down the head, to the hooves and over his back
-----------------------	-----------------------------	---------------------------------------	---	--	-----------------------------------	--	-------------------	--



Down his back, then curl over his arm	Down the body, curl and dot	Down a wing, up a wing	Down a horn, up a horn and under his head	Down up, down up	Zig-zag-zig	Round her head, up past her earrings and down her hair	Down the arm and leg, repeat the other side
---------------------------------------	-----------------------------	------------------------	---	------------------	-------------	--	---

