



## Reception Class Autumn 2 Term Newsletter

Welcome to the Autumn 2 term, this term we have an exciting new topic we are covering.

## Topic: Celebrations

This term we will be exploring the topic of 'Celebrations'. We will be looking at a wide variety of fiction and non-fiction books.

## Focus Books:



## Literacy:

This term we will continue to learn our individual letter sounds and listening to the initial sounds at the beginning of words. We will begin to segment and blend individual sounds in words to prepare us for reading and writing and will begin to look at correct letter formations.

Please see the end of the newsletter for letter formation help.

Above you can see some of the focus books we will be using in literacy to stimulate writing and drawing.

## Notices

This term PE will be on a **Friday** afternoon.

Library book change is a **Friday**.

Phonics book change is **Tuesdays and Thursdays**.

Home learning handed out on Fridays and handed back in on **Wednesdays**.

**PLEASE, NO NUTS IN LUNCH BOXES including hazelnut spread.**

**Please remember to go to the school office to get a DBS so that you can help in school and any school trips!.**

## Upcoming Events

- Fri 4th November -Sparkly and Spooky Mufti Day and Cake Sale
- Mon 21st – Fri 25th Nov Book Fair
- Fri 2nd Dec Christmas Fair
- Wed 14th Dec EYFS Christmas Show 9.30am
- Thurs 15th Dec 9.15 Christmas Church Service
- Thurs 15th Dec 1.30 End of Term

## Activities to do at home:

- Help children to recognise numbers. For example, number their toy cars and ask them what number they are playing with today.
- Help children to write their names using correct letter formations. (Capital letter at the beginning only).
- Help your child complete their home learning for the week. You can complete the task by doing 10 minutes each day so it is not to overwhelming.
- Read and enjoy the library book your child brings home.

## Maths:

This term we will be exploring numbers 1-5 by either subitising or counting. Subitising is recognising a group of objects without counting them. The children will be encouraged to match numeral with quantity. We will take a deeper look into the composition of the numbers such as 2 and 1 makes. We will be using 5 frames to represent the numbers and to predict how many there will be if they add one more or one less. We will also be looking into positional language such as under, over, next to and behind and to encourage this language we will read 'We're going on a bear hunt' and 'Rosie's Walk'. Following on from last term we will now be looking at 4 sides shapes we will again look for these shapes in everyday objects and explore them in a variety of sizes and orientations. Lastly to end the term we will be discussing night and day and ordering key events in their daily routine. They will be encouraged to use language such as day, night, tomorrow, before, after, morning, afternoon and today. This will work well alongside counting down how many sleeps till Christmas.

## Understanding the World:

Some of the things we will be looking at this term:



























Diwali- We will explore and learn about the celebration of Diwali and find out who celebrates it and how they celebrate it.

Bonfire Night- We will investigate the traditional celebration of bonfire night. We will introduce the children to a simple version of the history of Guy Fawkes.

Firefighters- What does a firefighter do? How can they help us?

Christmas- We will investigate the meaning behind Christmas and how it started. The children will discover how the birth of Jesus is significant to Christians. Then we will discuss how we celebrate Christmas and discover how other people celebrate Christmas.

# My Sound Mat

								
Maisey mountain mountain	Around the apple, down the leaf	Slither down the snake	Round his bottom, up his tall neck and down to his feet	Down the tower, across the tower	Down the body, dot for the head	Down Nobby and over his net	Down the plait and over the pirate's face	Round her face, down her hair and give her a curl
								
All around the orange	Curl around the caterpillar	Down the kangaroos body, tail and leg	Down and under, up to the top and draw a puddle	Down the laces, to heel, round the toe	Down the stem and draw the leaves	Lift off the top and scoop out the egg	Down the long leg	Down the head, to the hooves and over his back
								
Down his back, then curl over his arm	Down the body, curl and dot	Down a wing, up a wing	Down a horn, up a horn and under his head	Down up, down up	Zig-zag-zig	Round her head, up past her earrings and down her hair	Down the arm and leg, repeat the other side	