




Money Treasure Hunt Instructions

1. Teacher to hide cards around classroom (or outdoors) that have amounts and letters on.
2. Children to find the cards and write the answer on their treasure hunt sheet.
3. The first team to find the amounts and letters in the correct order, wins!
4. What does your treasure hunt spell?

Money Treasure Hunt!




Can you work out how much money there is?



Coins	How much is there?	Letter
<p>1.</p> 		
<p>2.</p> 		
<p>3.</p> 		




Money Treasure Hunt!

Can you work out how much money there is?

Coins	How much is there?	Letter
<p>4.</p> 		
<p>5.</p> 		
<p>6.</p> 		

Money Treasure Hunt!

Can you work out how much money there is?

Coins	How much is there?	Letter
<p>7.</p> 		
<p>8.</p> 		
<p>9.</p> 		

Money Treasure Hunt Answers

Question	How much is there?	Letter
1.	14p	G
2.	55p	R
3.	18p	E
4.	28p	A
5.	21p	T
6.	48p	W
7.	56p	O
8.	55p (Please note this is the same card as the R above)	R
9.	49p	K

14p

G

twinkl.co.uk

55p

R

twinkl.co.uk

18p

E

twinkl.co.uk

28p

A

twinkl.co.uk

21p

T

twinkl.co.uk

48p

W

twinkl.co.uk

56p

O

twinkl.co.uk

49p

K

twinkl.co.uk