


Name: _____ Date: _____

Fifty per cent

Solve problems involving percentages



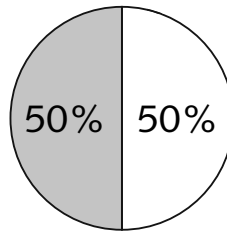
You will need:

- ruler
- coloured pencil

50% is equivalent to $\frac{1}{2}$.


$$50\% = \frac{1}{2}$$

To find 50% you divide by 2.




1 Shade 50% of each shape.

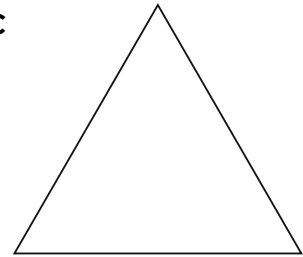
a



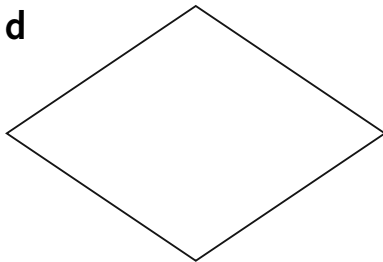
b



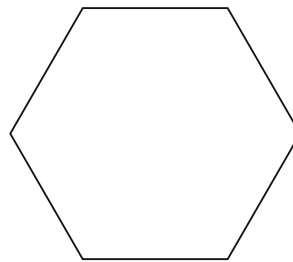
c



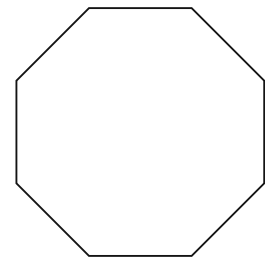
d



e



f



2 Find 50% of these amounts.

a 50% of £68 =

b 50% of 140 km =

c 50% of 200 g =

d 50% of 620 ml =

e 50% of £500 =

f 50% of 850 kg =

3 Would you rather buy something that was reduced in price by 25%, 50% or 75%? Write your explanation on the back of this sheet.